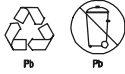




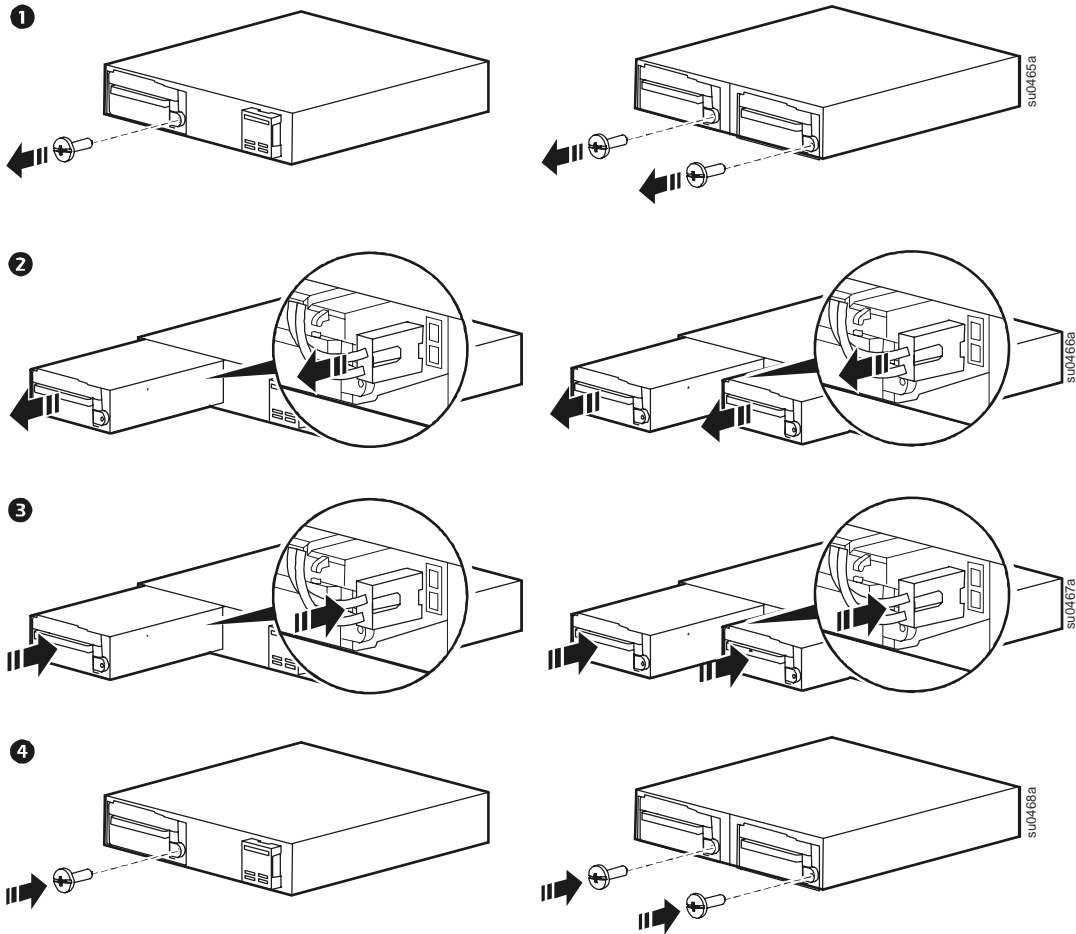
by Schneider Electric

Smart-UPS® X-Series Replacement Battery Cartridge Installation

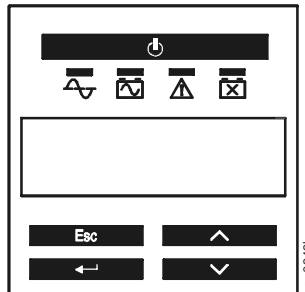
APCRBC115, APCRBC116



For information on recycling the used battery, see the Used Battery Information sheet included with the replacement battery.



Reset the Battery Install Date



If the Battery Install Date screen does not appear on the display interface within two minutes of installing the new battery, use the arrow keys to navigate to: **Main Menu > Configuration > Battery Install Date.**

On the Battery Install Date screen, use the arrow keys to select the month, date, and year. Press ENTER to make a selection and move to the next option.

When finished, press ENTER to save the date.

Customer support and warranty information is available at the APC Web site, www.apc.com.